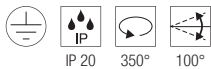
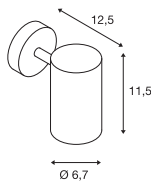




ENOLA B
CW, single, QPAR51



220-240V ~50/60Hz
Material: Aluminium / Stahl

- Zierring in Leuchtenfarbe inkl.
- Optionaler Schwarzer Zierring als Zubehör erhältlich.



Socket: 1xGU10 max. L: 6,7 cm

Variante	Art.Nr.	EUR
● schwarz	152010	73,00
○ weiß	152011	73,00



LED GU10 51mm | 6W | 38°
2700K | 450lm | EEK=F
6kWh/1000h

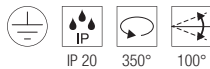
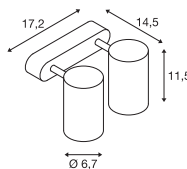


Art. Nr.: 1005077 | 7,50 EUR



Artikel	Art.Nr.	EUR
Zierring		
● schwarz	151840	8,95

ENOLA B
CW, double, QPAR51



220-240V ~50/60Hz
Material: Aluminium / Stahl

- Zierring in Leuchtenfarbe inkl.
- Optionaler Schwarzer Zierring als Zubehör erhältlich.



Socket: 2xGU10 max. L: 6,7 cm

Variante	Art.Nr.	EUR
● schwarz	152020	125,00
○ weiß	152021	125,00



LED GU10 51mm | 6W | 38°
2700K | 450lm | EEK=F
6kWh/1000h

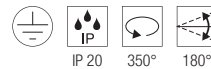
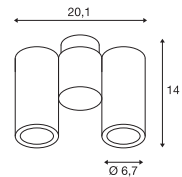


Art. Nr.: 1005077 | 7,50 EUR



Artikel	Art.Nr.	EUR
Zierring		
● schwarz	151840	8,95

ENOLA B
CW, double, QPAR51



220-240V ~50/60Hz
Material: Aluminium / Stahl

- Zierring in Leuchtenfarbe inkl.
- Optionaler Schwarzer Zierring als Zubehör erhältlich.



Socket: 2xGU10 max. L: 8 cm

Variante	Art.Nr.	EUR
● schwarz	151830	156,00
○ weiß	151831	156,00



LED GU10 51mm | 6W | 38°
2700K | 450lm | EEK=F
6kWh/1000h



Art. Nr.: 1005077 | 7,50 EUR



Artikel	Art.Nr.	EUR
Zierring		
● schwarz	151840	8,95